

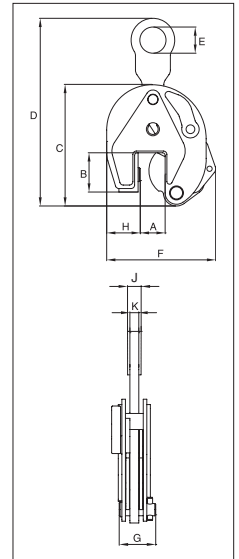
Vertical Clamps

For vertical lifting, turning and transfer



IP10

- Available in capacities of .5 thru 30 metric tons (Higher Working Load Limits are available upon request).
- Wide variety of jaw openings available: 0 to 6.1".
- Welded alloy steel body for strength and smaller size. Forged alloy components, where required.
- Individually Proof Tested to 2 times the Working Load Limit with certification
- Company name (Crosby/IP), logo, Working Load Limit and jaw opening permanently stamped on body.
- Each product is individually serialized, with the serial number and Proof Load test date stamped on body. User manual and test certificate included with each clamp
- Available in a variety of styles:
 - IP10 - Standard clamp for materials with a surface hardness to 363HV10 (345 HB).
 - IP10J - Larger jaw opening.
 - IP10S - For use with Stainless Steel material.
 - IP10H - For use with materials with a surface hardness to 472HV10 (450 HB).
- Full 180° turning range for material transfer, turning or moving.
- Lock open, lock closed ability with latch for pretension on material and then release of material.
- Optional IP-5000 Stinger assembly available (see page 428). Allows for easy connection between the clamp and hoist hook.
- For plate surface hardness till 279HV10, only 5% min. WLL is needed.
- Maintenance and repair kits are available.
- Manufactured by an ISO 9001 facility.
- All sizes are **RFID EQUIPPED**.
- Minimum WLL is 5% of maximum WLL for .5t IP10 only.
- Minimum WLL is 10% of maximum WLL for all other IP10, IP10J, IP10S, IP10H clamps.

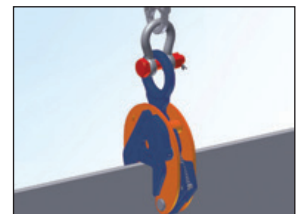
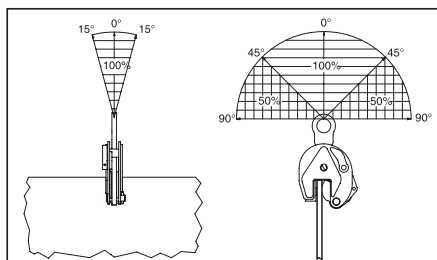


Model	Working Load Limit (t)*	IP10 Stock No.	Weight Each (lb)	Dimensions (in)									
				Jaw A	B	C	D	E	F	G	H	J	K
IP10	0.5	2701674	3.97	0 - 0.63	1.73	5.12	7.99	1.57	4.53	1.65	1.10	-	0.43
IP10	1	2701662	4.85	0 - 0.75	1.77	5.47	8.35	1.57	5.00	1.65	1.50	-	0.43
IP10	2	2701676	16.8	0 - 1.38	3.07	7.91	12.99	2.76	7.40	2.52	2.17	-	0.63
IP10	3	2701664	30.4	0 - 1.56	3.94	9.96	17.09	2.95	8.74	3.07	2.36	-	0.79
IP10	4.5	2701666	33.1	0 - 1.56	3.94	9.96	17.09	2.95	8.94	3.23	2.56	-	0.79
IP10	6	2701668	51.8	0 - 2.00	4.96	11.89	20.35	3.15	11.50	3.31	3.74	1.57	0.79
IP10	9	2701670	60.6	0 - 2.00	4.96	12.80	17.52	3.15	12.20	3.70	4.09	1.73	0.98
IP10	12	2701678	108	0 - 2.13	6.30	15.43	22.60	3.15	17.05	4.76	5.39	1.61	0.98
IP10	16	2701682	150	0.25 - 2.50	7.09	18.23	27.01	3.46	19.37	4.76	6.02	1.93	0.98
IP10	22.5	2701686	243	0.25 - 3.13	8.74	21.81	31.81	4.33	22.24	5.47	7.32	1.93	0.98
IP10	30	2701690	273	0.25 - 3.13	8.74	21.81	31.61	4.33	22.24	6.02	7.32	2.13	1.18
IP10J	0.5	2701646	3.97	0.59 - 1.18	1.77	5.04	8.23	1.57	5.04	1.61	1.26	-	0.43
IP10J	6	2701705	54.0	2.00 - 4.00	4.96	11.89	19.92	3.15	13.23	3.31	3.74	1.57	0.79
IP10J	9	2701672	62.8	2.00 - 4.00	4.96	12.80	21.34	3.15	14.17	3.70	4.13	1.73	0.98
IP10J	12	2701680	128	2.13 - 4.25	7.01	17.24	24.41	3.15	19.33	4.76	5.35	1.61	0.98
IP10J	16	2701684	176	2.50 - 5.00	8.19	20.51	28.90	3.46	22.13	4.76	6.30	1.77	0.98
IP10J	22.5	2701688	289	3.13 - 6.13	10.04	24.72	34.76	4.33	25.98	5.47	7.72	1.93	0.98
IP10J	30	2701692	324	3.13 - 6.13	10.04	24.72	34.92	4.33	25.98	6.02	7.72	2.13	1.18
For stainless steel - with fixed hoisting eye													
IP10S	0.5	2702274	3.97	0 - 0.63	1.73	5.12	7.99	1.57	4.53	1.65	1.10	-	0.43
IP10S	1	2702262	4.85	0 - 0.75	1.77	5.47	8.35	1.57	5.00	1.65	1.50	-	0.43
IP10S	2	2702276	16.8	0 - 1.38	3.07	7.91	12.99	2.76	7.40	2.52	2.17	-	0.63
IP10S	3	2702264	33.1	0 - 1.56	3.94	9.96	17.09	2.95	8.74	3.07	2.36	-	0.79
IP10S	4.5	2702266	33.1	0 - 2.00	3.94	9.96	17.09	2.95	8.94	3.23	2.56	-	0.79
IP10S	6	2702268	60.6	0 - 2.00	4.96	11.89	20.35	3.15	11.50	3.31	3.74	1.57	0.79
IP10S	9	2702270	60.6	0 - 2.00	4.96	12.80	21.42	3.15	12.20	3.70	4.09	1.73	0.98
IP10S	12	2702278	108	0 - 2.13	6.30	15.43	22.60	3.15	17.05	4.76	5.39	1.61	0.98
For very hard materials - with fixed hoisting eye													
IP10H	0.5	2702174	3.97	0 - 0.63	1.73	5.12	8.15	1.57	4.53	1.65	1.10	-	0.43
IP10H	0.75	2702162	4.85	0 - 0.81	1.77	5.47	8.62	1.57	5.12	1.10	1.50	-	0.43
IP10H	1.0	2702176	16.8	0 - 1.38	3.07	7.91	12.99	2.76	7.40	2.52	2.17	-	0.63
IP10H	2.0	2702164	30.4	0 - 1.56	3.94	9.96	17.09	2.95	8.74	3.07	2.36	-	0.79
IP10H	3.0	2702166	33.1	0 - 1.56	3.94	9.96	17.09	2.95	8.94	3.23	2.56	-	0.79
IP10H	4.5	2702168	51.8	0 - 2.00	4.96	11.89	20.35	3.15	11.50	3.31	3.74	1.57	0.79
IP10H	6.0	2702170	60.6	0 - 2.00	4.96	12.80	21.42	3.15	12.20	3.62	4.13	1.73	0.98
IP10H	25.0	2703530	163	0 - 2.36	6.65	1.57	-	1.85	7.24	12.60	8.66	0.98	3.43

* Design Factor based on EN 13155 and ASME B30.20.

Model IP10 available in 40t, 55t and 100t on request.

Model IP10R (remote control opening and closing via a cable) available on request.



Crosby Lifting Clamps