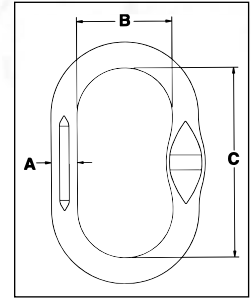


Grade 100 Alloy Master Links



A-1342N
Master Link

- Alloy Steel - Quenched and Tempered.
- Individually proof tested to values shown with certification.
- Proof tested with fixture sized to prevent localized point loading per ASTM A952.
- Proof test certification shipped with each link.
- All sizes are forged unless otherwise specified.
- "Look for the Platinum Color - Crosby Grade 100 Alloy Products."
- Engineered Flat for use with S-1325A coupler link.




A-1342N Master Link

A-1342N Designation Marking	A-1342N Stock No.	Grade 100 Chain Size		Working Load Limit (lbs.)*	Proof Load (lbs.)	Weight Each (lbs.)	Dimensions (in.)		
		(in.)	(mm)				A	B	C
X 1	1011403	1/4	6 - 7	8600	17200	1.1	.60	2.50	5.00
X 2	1011412	5/16	8	11400	22800	1.7	.70	2.75	5.50
X 3	1011421	3/8	10	17600	35200	2.5	.81	3.00	6.00
X 4	1011430	1/2	13	30000	60000	6.2	1.09	4.00	8.00
X 5	1011449	5/8	16	45200	90400	10.6	1.34	5.00	9.00
X 6	1011458	3/4	19	70600	141200	18.8	1.63	5.25	10.50
X 7	1011467**	7/8	22	85400	170800	28.8	1.88	6.00	12.00

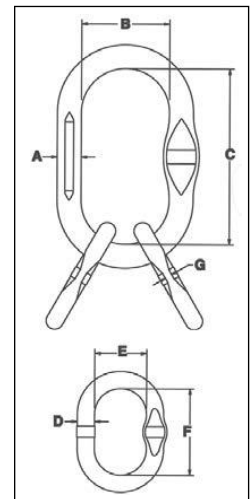
* Minimum Ultimate Load is 4 times the Working Load Limit.

** Welded.



A-1345N
Master Link
Assembly

- Alloy Steel - Quenched and Tempered.
- Individually proof tested to values shown with certification.
- Proof tested with fixture sized to prevent localized point loading per ASTM A952.
- Proof test certification shipped with each link.
- "Look for the Platinum Color - Crosby Grade 100 Alloy Products."
- Engineered Flat for use with S-1325A coupler link.



A-1345N Master Link Assembly

A-1345N Designation Marking	A-1345N Stock No.	Grade 100 Chain Size		Working Load Limit (lbs.)*	Proof Load (lbs.)	Weight Each (lbs.)	Dimensions (in.)						
		(in.)	(mm)				A	B	C	D	E	F	G
X 2	1011501	-	6	9600	19200	2.9	.70	2.75	5.50	.50	1.57	3.35	.24
X 3	1011510	1/4-5/16	7 - 8	17100	34200	4.2	.81	3.00	6.00	.56	1.77	3.35	.30
X 4	1011529	3/8	10	26400	52800	9.6	1.09	4.00	8.00	.75	2.36	3.94	.33
X 5	1011538	1/2	13	45000	90000	19.3	1.34	5.00	9.00	1.00	3.54	6.30	.51
X 6	1011547	5/8	16	67800	135600	31.4	1.65	5.25	10.50	1.25	3.94	7.09	.65
X 7	1011556	3/4	19	105900	211800	54.2	1.88	6.00	12.00	1.50	4.25	8.00	.81
X 8	1011565	7/8	22	128100	256200	112.2	2.25	8.00	16.00	1.88	6.00	12.00	.88

* Minimum Ultimate Load is 4 times the Working Load Limit.